



OR U Series

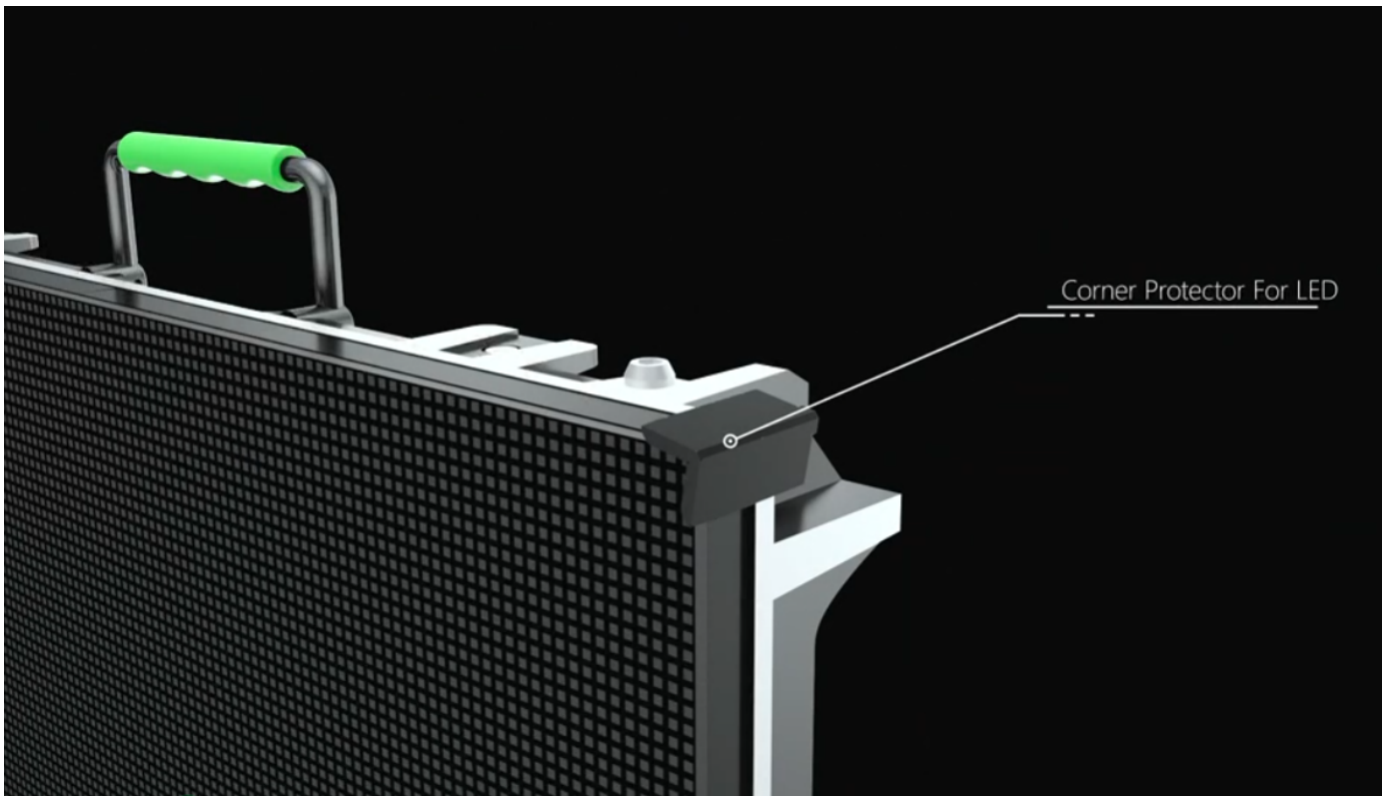
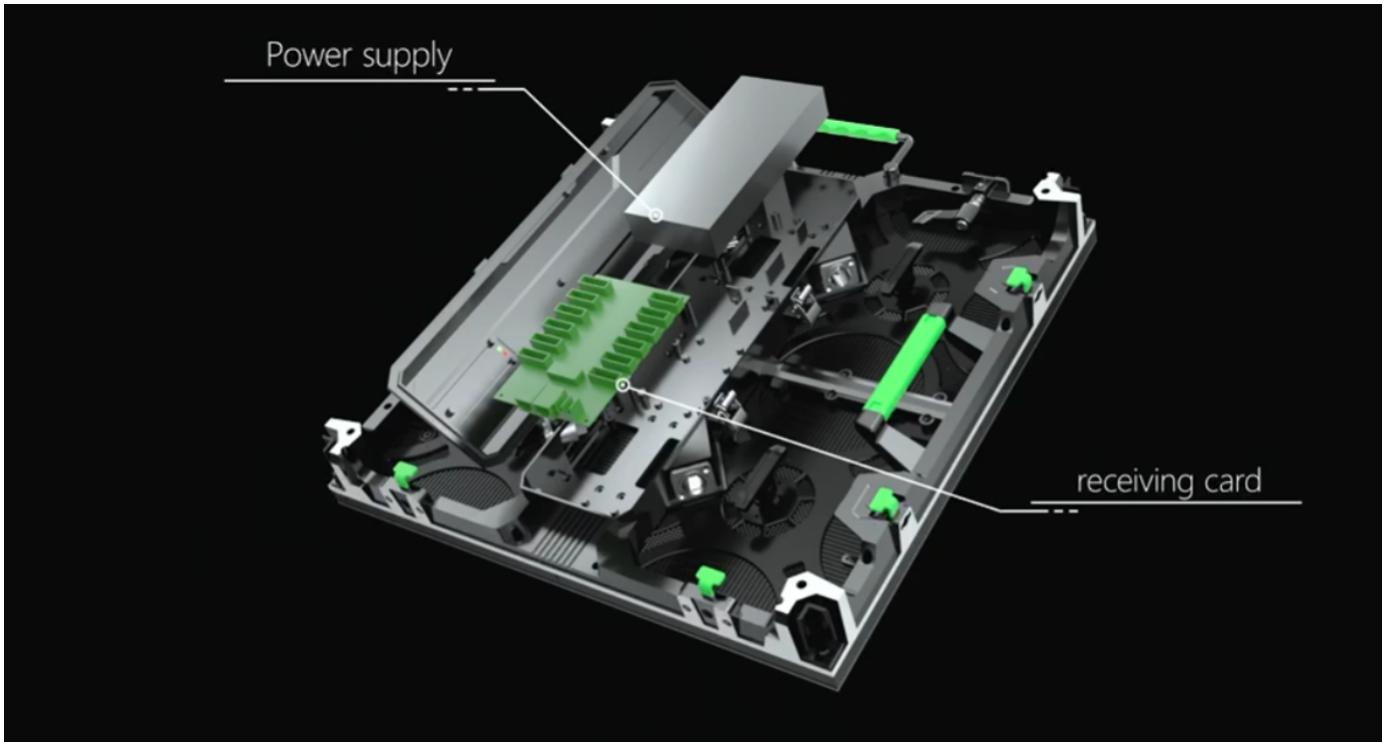
Outdoor Rental LED Display

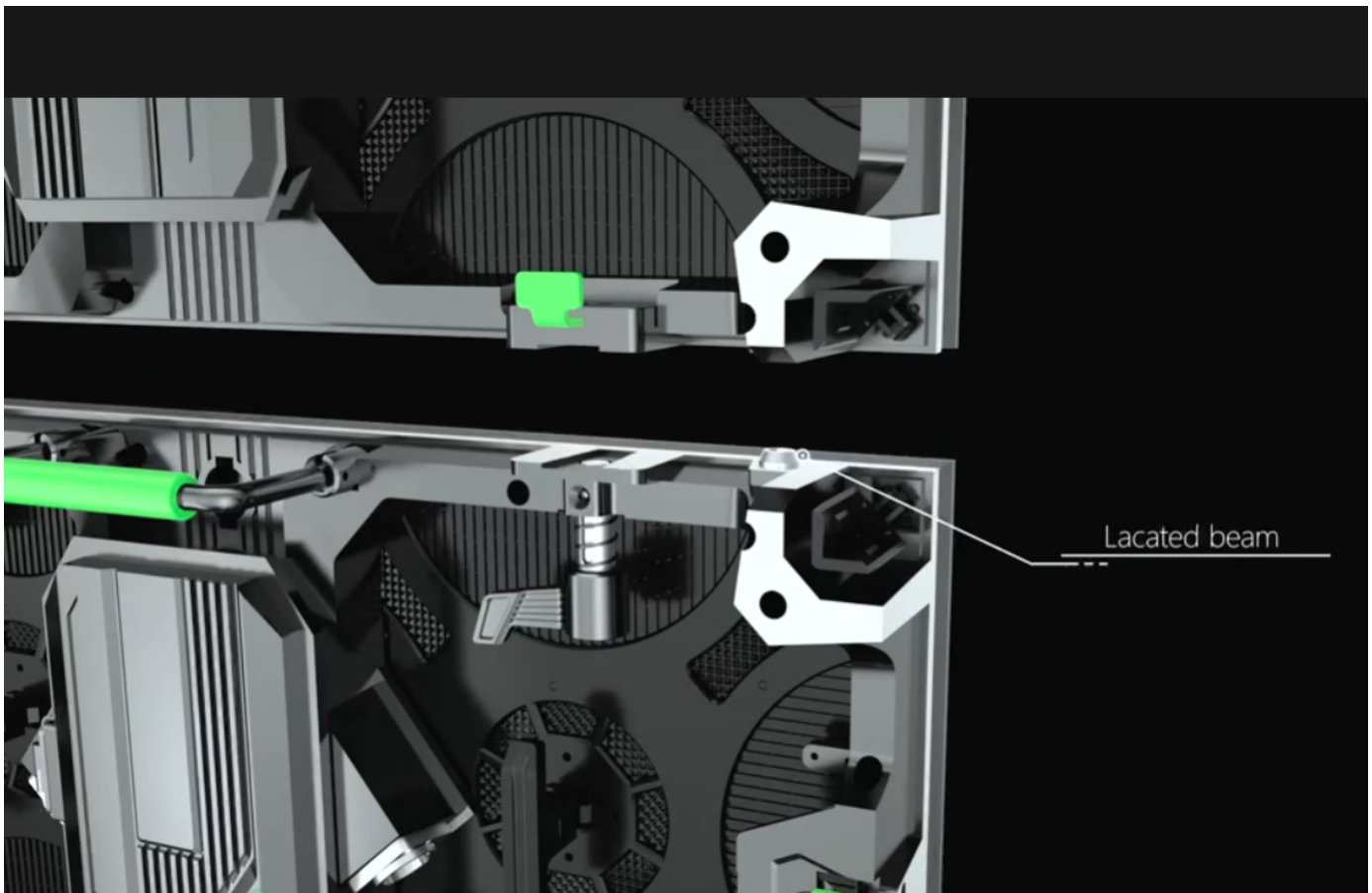

P2.6,P2.9,P3.9,P4.8






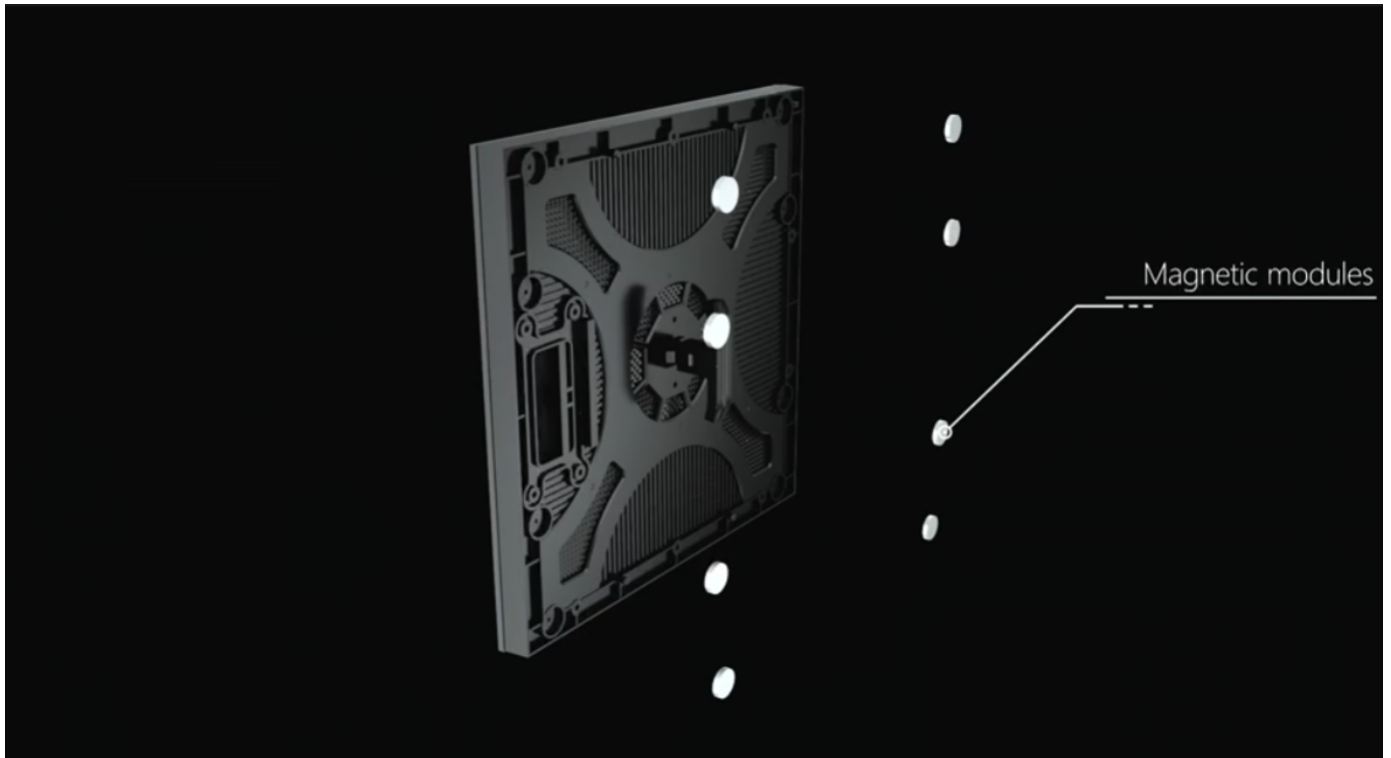
90°













直形箱体 Straight cabinet



弧形箱体 Curve cabinet



信号直插孔 Signal plug






250x250mm 1000U


参数Spec.



P2/P2. 5/P2. 604/P3. 91/P4. 81/P5. 95


| | |
|----------------------------------|---|
| 箱体尺寸Size | 500mmX1000mmX55mm |
| 箱体重量Weight | 4.95g (铝门板/不含套件与电源/Aluminum door/Not include suite and power supply) |
| 材质Material | 铝Aluminum |
| 单箱套件数Single cabinet suite number | 每箱8个模组8 modules per cabinet |
| 安装方式Installation | 吊梁吊装及固定安装Crane girder hoisting and fixed installation |
| 颜色Color | 闪银Silver |
| 使用环境Working environment | 室内室外均可/Both indoor and outdoor |
| 标准配件Standard accessories | 1个门板、1个提手、2个定位销、1.3个连接片、4套快速锁(2套快速锁+2套弧度锁) 1 door、1 handle、2 positioning pins、1.3 Connection pieces、4 quick locks (2 quick locks+2 Radian locks) |


细节展示The details show

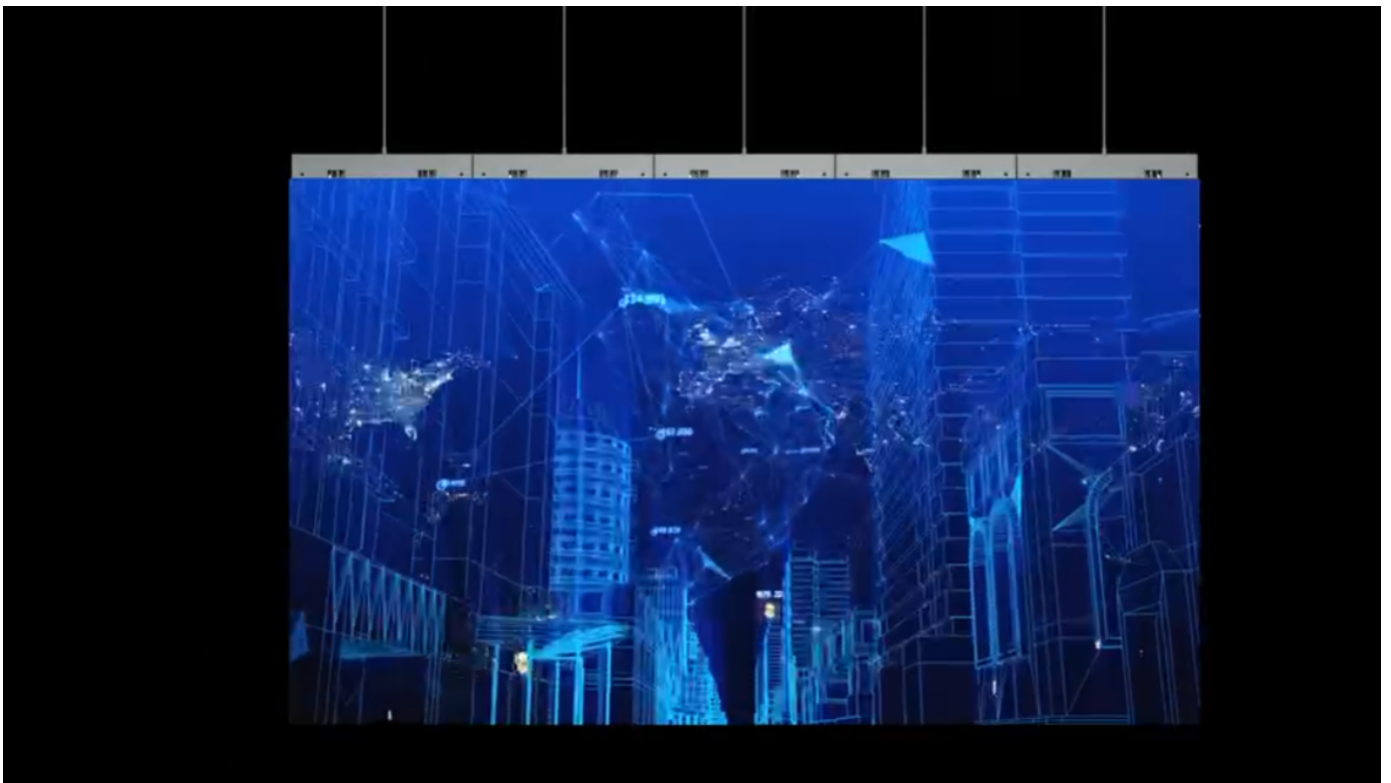
| | | | | |
|--|--|---|--|---|
| <p>提手 The handle</p>  | <p>定位销 The positioning pin</p>  | <p>快速锁 Quick lock</p>  | <p>弧度锁 (弧形箱体) Curve Lock (Curve cabinet)</p>  | <p>连接片 Connection accessories</p>  |
|--|--|---|--|---|


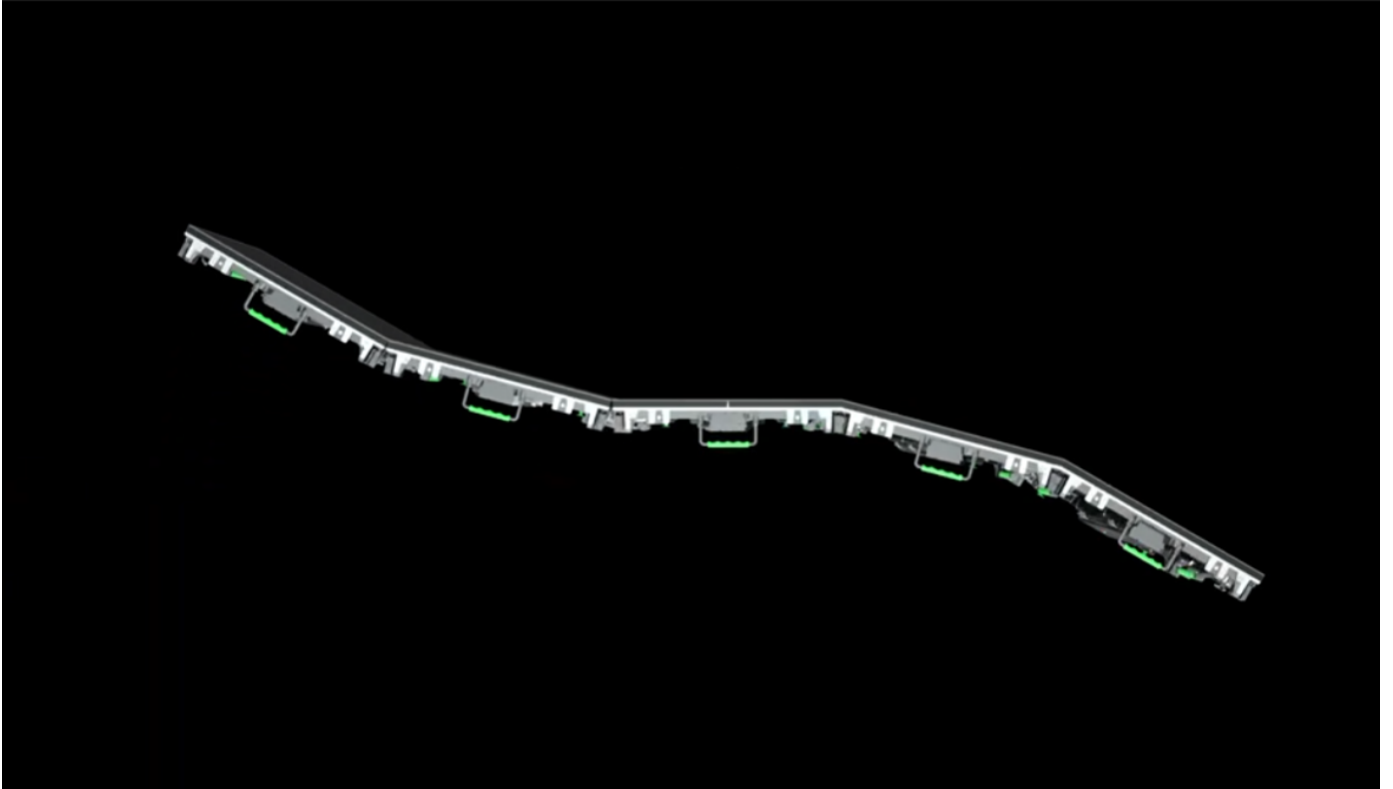















Parameters

| Item | P2.6 | P2.9 | P3.91 | P4.81 |
|-------------------------------------|-----------------------------------|-----------------------------------|-----------------------------------|-----------------------------------|
| Pixel Pitch | 2.604mm | 2.976mm | 3.91mm | 4.81mm |
| LED Type | SMD1415 | SMD1415/SMD 1921 | SMD1921 | SMD1921 |
| Module Resolution | 96dots x 96dots | 84dots x 84dots | 64dots x 64dots | 52dots x 52dots |
| Driving Mode | 1/24scan | 1/21scan | 1/16scan | 1/13scan |
| Module Pixels | 9,216dots | 7,056dots | 4,096dots | 2,704dots |
| Module Size(mm) | 250 x 250 | 250 x 250 | 250 x 250 | 250 x 250 |
| Cabinet Size(mm) | 500 x 500/1000 | 500 x 500/1000 | 500 x 500/1000 | 500 x 500/1000 |
| Cabinet Resolution(dots) | 192 x 192/384dots | 168 x 168/336dots | 128 x 128/256dots | 104 x 104/208dots |
| Pixel Density(dots/m ²) | 147,456 | 112,896 | 65,536 | 43,264 |
| Minimum Viewing Distance | ≥2.6m | ≥2.9m | ≥3.9m | ≥4.8m |
| Brightness | ≥4500nits | ≥4500nits | ≥4500nits | ≥4500nits |
| IP Grade | IP65 | IP65 | IP65 | IP65 |
| Refresh Rate | 1920Hz~7,680Hz | 1920Hz~7,680Hz | 1920Hz~7,680Hz | 1920Hz~7,680Hz |
| Gray Scale | 12~16bits | 12~16bits | 12~16bits | 12~16bits |
| Viewing Angle | 160°/160° | 160°/160° | 160°/160° | 160°/160° |
| Maximum Power Consumption | 800(W/m ²) | 800(W/m ²) | 800(W/m ²) | 800(W/m ²) |
| Average Power Consumption | 240(W/m ²) | 240(W/m ²) | 240(W/m ²) | 240(W/m ²) |
| Inout Voltage | AC110V~AC220V 50Hz/60Hz | AC110V~AC220V 50Hz/60Hz | AC110V~AC220V 50Hz/60Hz | AC110V~AC220V 50Hz/60Hz |
| Operating Temperature | -20℃~60℃ | -20℃~60℃ | -20℃~60℃ | -20℃~60℃ |
| Operating Humidity | 10%~90% | 10%~90% | 10%~90% | 10%~90% |
| Cabinet Material | Die-casting Aluminum | Die-casting Aluminum | Die-casting Aluminum | Die-casting Aluminum |
| Cabinet Weight | 7.5kg/panel | 7.5kg/panel | 7.5kg/panel | 7.5kg/panel |
| Operating System | Windows (Win7,Win8,etc.) | Windows (Win7,Win10,etc.) | Windows (Win7,Win10,etc.) | Windows (Win7,Win10,etc.) |
| Signal Source Compatibility | DVI,HDMI1.3,DP1.2,SDI,HDMI2.0,etc | DVI,HDMI1.3,DP1.2,SDI,HDMI2.0,etc | DVI,HDMI1.3,DP1.2,SDI,HDMI2.0,etc | DVI,HDMI1.3,DP1.2,SDI,HDMI2.0,etc |